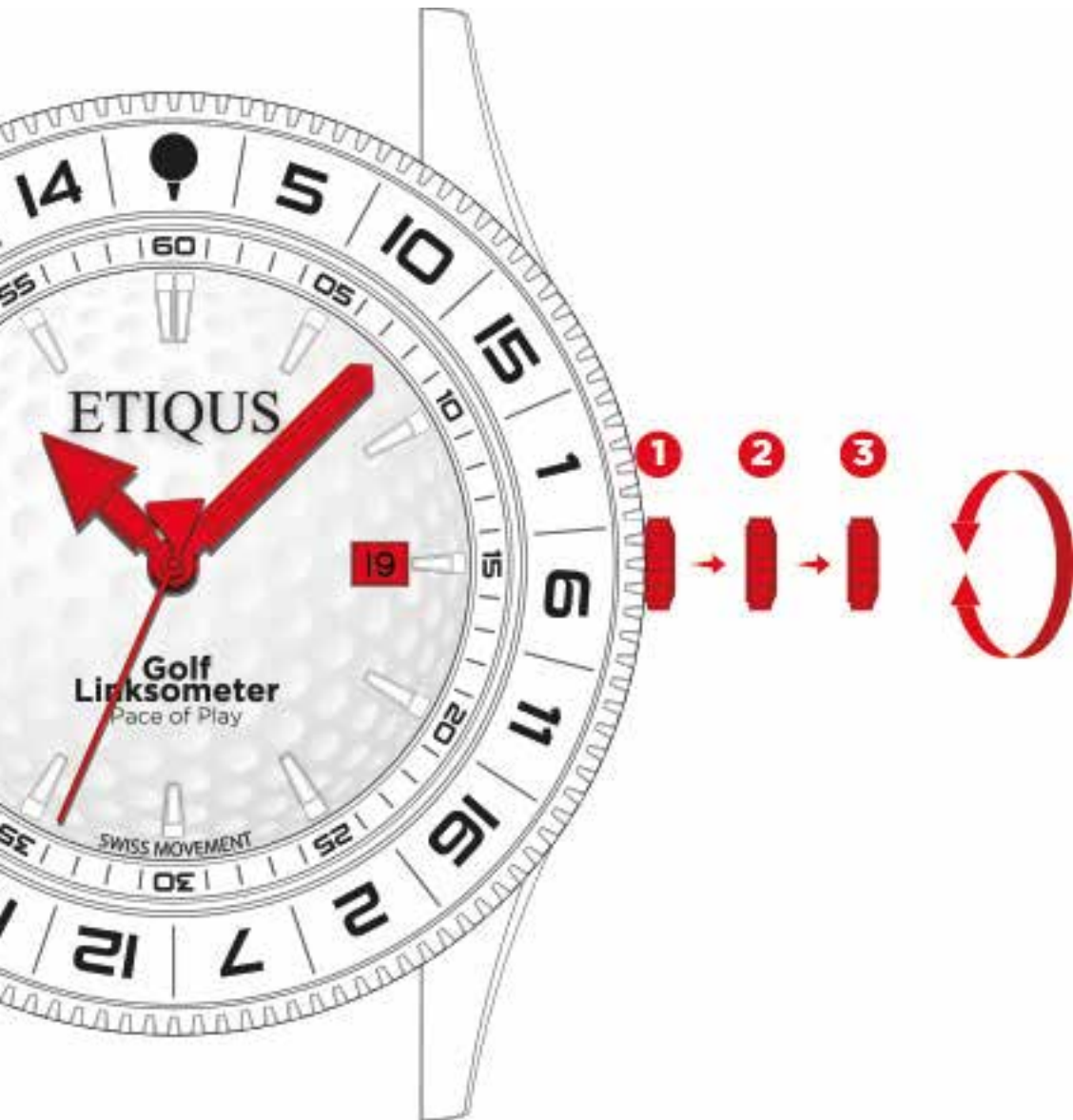


ETIQUS



YOUR **ETIQUS** TIMEPIECE
INSTRUCTION GUIDE

ETIQUUS GUIDE TO YOUR TIMEPIECE

We want you to enjoy your ETIQUUS timepiece. It should arrive already set up with the correct date and time. Please see the below sections for instructions.



GARY BUTLER FOUNDER

SPORT PRO



MOTION & OPERATION - **pg 3**
 SETTING THE TIME - **pg 4**
 GOLF LINKSOMETER - **pg 5**
 WATER RESISTANCE - **pg 14**

SPORT TOUR



MOTION & OPERATION - **pg 6**
 SETTING THE TIME - **pg 7**
 GOLF LINKSOMETER - **pg 8**
 WATER RESISTANCE - **pg 14**

SPORT LADY



MOTION & OPERATION - **pg 9**
 SETTING THE TIME - **pg 10**
 GOLF LINKSOMETER - **pg 11**
 WATER RESISTANCE - **pg 14**

CLASSIC TOUR




MOTION & OPERATION - **pg 12**
 SETTING THE TIME - **pg 13**
 WATER RESISTANCE - **pg 14**

SPORT PRO MOTION AND OPERATION

With the smooth operation provided by the Swiss quartz movement, you'll never need to wind your ETIQUS timepiece. Please don't attempt to wind the timepiece in the locked position.

The Swiss quartz movement is powered by a battery which will need to be replaced periodically. The battery life is normally a minimum of two years.

The crown of the timepiece is used for hand/function setting only. When in use, you will need to ensure the crown is pushed fully into position "1" as shown in the diagram. If left in the unlocked position this may result in excessive battery drain or damage to internal components.



SETTING THE **CORRECT TIME (AM/PM)** - TIMEPIECES WITH A DATE FUNCTION

- **Position 1** Normal crown position when not in use.
- **Position 2** Pull to here to adjust the date. You will hear the crown click into place. Rotate the crown *anti-clockwise* to correct date.
- **Position 3** Pull to here to adjust the time. Again you will hear the crown click into place. Rotate as appropriate to set the correct time.
- If the Date changes when the hands are turned past 12 o'clock, the time is "am"
- If the Date does not change, the time shown is "pm."
- **Attention:** The Date should not be altered between 10pm & 2am - doing so could damage the internal components as the automatic daily date change is already in motion.



GOLF LINKSOMETER FEATURE

The unique Golf Linksometer bezel is marked with an algorithm based on a pace of play guideline for a four ball game of 3 hours 50 minutes as advised by the R&A.

Simply rotate the bezel to set the tee-marker to your given tee time and you can gauge by the position of the minute hand relative to the number sequence of the bezel whether you are ahead, on time or behind this pace of play. The diagram below shows an example with a tee time at 10.07hrs.

Therefore you should be aiming to finish the 1st hole by approximately 10.20hrs, the 2nd hole by approximately 10.33hrs and so on.



SPORT TOUR MOTION AND OPERATION

With the smooth operation provided by the Swiss quartz movement, you'll never need to wind your ETIQUS timepiece. Please don't attempt to wind the timepiece in the locked position.


The Swiss quartz movement is powered by a battery which will need to be replaced periodically. The battery life is normally a minimum of two years.

The crown of the timepiece is used for hand/function setting only. When in use, you will need to ensure the crown is pushed fully into position "1" as shown in the diagram. If left in the unlocked position this may result in excessive battery drain or damage to internal components.



SETTING THE **CORRECT TIME (AM/PM)** - TIMEPIECES WITH A DATE FUNCTION

- **Position 1** Normal crown position when not in use.
- **Position 2** Pull to here to adjust the date. You will hear the crown click into place. Rotate the crown *anti-clockwise* to correct date.
- **Position 3** Pull to here to adjust the time. Again you will hear the crown click into place. Rotate as appropriate to set the correct time.
- If the Date changes when the hands are turned past 12 o'clock, the time is "am"
- If the Date does not change, the time shown is "pm."
- **Attention:** The Date should not be altered between 10pm & 2am - doing so could damage the internal components as the automatic daily date change is already in motion.



GOLF LINKSOMETER FEATURE

The unique Golf Linksometer bezel is marked with an algorithm based on a pace of play guideline for a four ball game of 3 hours 50 minutes as advised by the R&A.

Simply rotate the bezel to set the tee-marker to your given tee time and you can gauge by the position of the minute hand relative to the number sequence of the bezel whether you are ahead, on time or behind this pace of play. The diagram below shows an example with a tee time at 10.07hrs.

Therefore you should be aiming to finish the 1st hole by approximately 10.20hrs, the 2nd hole by approximately 10.33hrs and so on.




SPORT LADY MOTION AND OPERATION

With the smooth operation provided by the Swiss quartz movement, you'll never need to wind your ETIQUS timepiece. Please don't attempt to wind the timepiece in the locked position.


The Swiss quartz movement is powered by a battery which will need to be replaced periodically. The battery life is normally a minimum of two years.

The crown of the timepiece is used for hand/function setting only. When in use, you will need to ensure the crown is pushed fully into position "1" as shown in the diagram. If left in the unlocked position this may result in excessive battery drain or damage to internal components.



SETTING THE **CORRECT TIME (AM/PM)** - TIMEPIECES WITH A DATE FUNCTION

- **Position 1** Normal crown position when not in use.
- **Position 2** Pull to here to adjust the date. You will hear the crown click into place. Rotate the crown *clockwise* to correct date.
- **Position 3** Pull to here to adjust the time. Again you will hear the crown click into place. Rotate as appropriate to set the correct time.
- If the Date changes when the hands are turned past 12 o'clock, the time is "am"
- If the Date does not change, the time shown is "pm."
- **Attention:** The Date should not be altered between 10pm & 2am - doing so could damage the internal components as the automatic daily date change is already in motion.



GOLF LINKSOMETER FEATURE

The unique Golf Linksometer bezel is marked with an algorithm based on a pace of play guideline for a four ball game of 3 hours 50 minutes as advised by the R&A.

Simply rotate the bezel to set the tee-marker to your given tee time and you can gauge by the position of the minute hand relative to the number sequence of the bezel whether you are ahead, on time or behind this pace of play. The diagram below shows an example with a tee time at 10.07hrs.

Therefore you should be aiming to finish the 1st hole by approximately 10.20hrs, the 2nd hole by approximately 10.33hrs and so on.




CLASSIC TOUR MOTION AND OPERATION

With the smooth operation provided by the Swiss quartz movement, you'll never need to wind your ETIQUUS timepiece. Please don't attempt to wind the timepiece in the locked position.


The Swiss quartz movement is powered by a battery which will need to be replaced periodically. The battery life is normally a minimum of two years.

The crown of the timepiece is used for hand/function setting only. When in use, you will need to ensure the crown is pushed fully into position "1" as shown in the diagram. If left in the unlocked position this may result in excessive battery drain or damage to internal components.



SETTING THE **CORRECT TIME (AM/PM)** - TIMEPIECES WITH A DATE FUNCTION

- **Position 1** Normal crown position when not in use.
- **Position 2** Pull to here to adjust the date. You will hear the crown click into place. Rotate the crown *anti-clockwise* to correct date.
- **Position 3** Pull to here to adjust the time. Again you will hear the crown click into place. Rotate as appropriate to set the correct time.
- If the Date changes when the hands are turned past 12 o'clock, the time is "am"
- If the Date does not change, the time shown is "pm."
- **Attention:** The Date should not be altered between 10pm & 2am - doing so could damage the internal components as the automatic daily date change is already in motion.



WATER RESISTANCE

All ETIQUUS timepieces have a degree of water resistance.

- **ETIQUUS Sports Pro, Sport Tour & Sport Lady timepieces are Water Resistant to 100m.** They are suitable to be worn during pool-side diving, surface swimming and snorkelling.
- **ETIQUUS Classic timepieces are Water Resistant to 50m.** They are suitable for everyday use and will resist exposure to rain. The ETIQUUS Classic can also be worn while bathing or swimming.
- It is not recommended that any ETIQUUS timepieces be used during activities such as high-board diving, scuba diving or deep sea diving.
- ETIQUUS timepieces fitted with a genuine leather strap (model dependent) may be used in water but the strap is likely to perish quicker than in normal use. It is also worth noting that if the crown is in the unlocked position the timepiece will lose its water resistance.



FOR MORE **INFORMATION CONTACT US**

Our opening hours are:-
Monday - Friday 7am - 6pm

Tel: **01782 574145**

E-mail: **customerservices@etiquis.co.uk**

Address:
ETIQUS Ltd,
The Distribution Centre,
Victoria Road,
Stoke-on-Trent,
Staffordshire,
ST4 2HX

